

Luka Koper – Port of Koper

> Central
Europe
via
Slovenia



> SHORTER



> SMARTER



> PARTNER



About the Company

established in

1957

- public limited company listed on the Ljubljana stock exchange
- terminal operator of all 12 specialized terminals in the port
- 1,700 employees (Luka Koper Group)

280 ha

of port area

- concession granted for the management of the port area until 2043
- invests in infrastructure and suprastructure in the port area
- **National spatial plan** for the development of the port adopted in 2011

maritime
throughput in 2019

22,8

million tons

- container throughput in 2019: 959.354 TEU -> **1st container terminal in Adriatic**
- cars throughput: 705.993 units -> **among largest automotive ports in the Mediterranean**

modal split

59 % : 41 %

- 59 % of all cargo handled in the port is transported by rail
- EU core port of the TEN-T network
- important gateway for supply of CEE markets

Multi-purpose port

Containers



The largest terminal in the Adriatic

Cars and Ro-Ro



Among top terminals in the Med

Break bulk



Diversity of products is the motto

Perishables



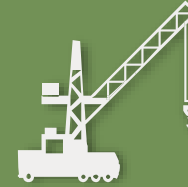
Over 50 years of experience

Coal and iron ore



Gateway for power and steel industry supply

Project cargoes



Big cranes and experienced staff

Alumina and other minerals



Specific facilities for raw materials

Timber



Top timber terminal in the region

Livestock



Export and staging point for cattle and sheep

Liquid bulk



Handling fuels, chemicals and vegetable oils

Cereals and fodder



Grains, seeds, soya and other agro-food products

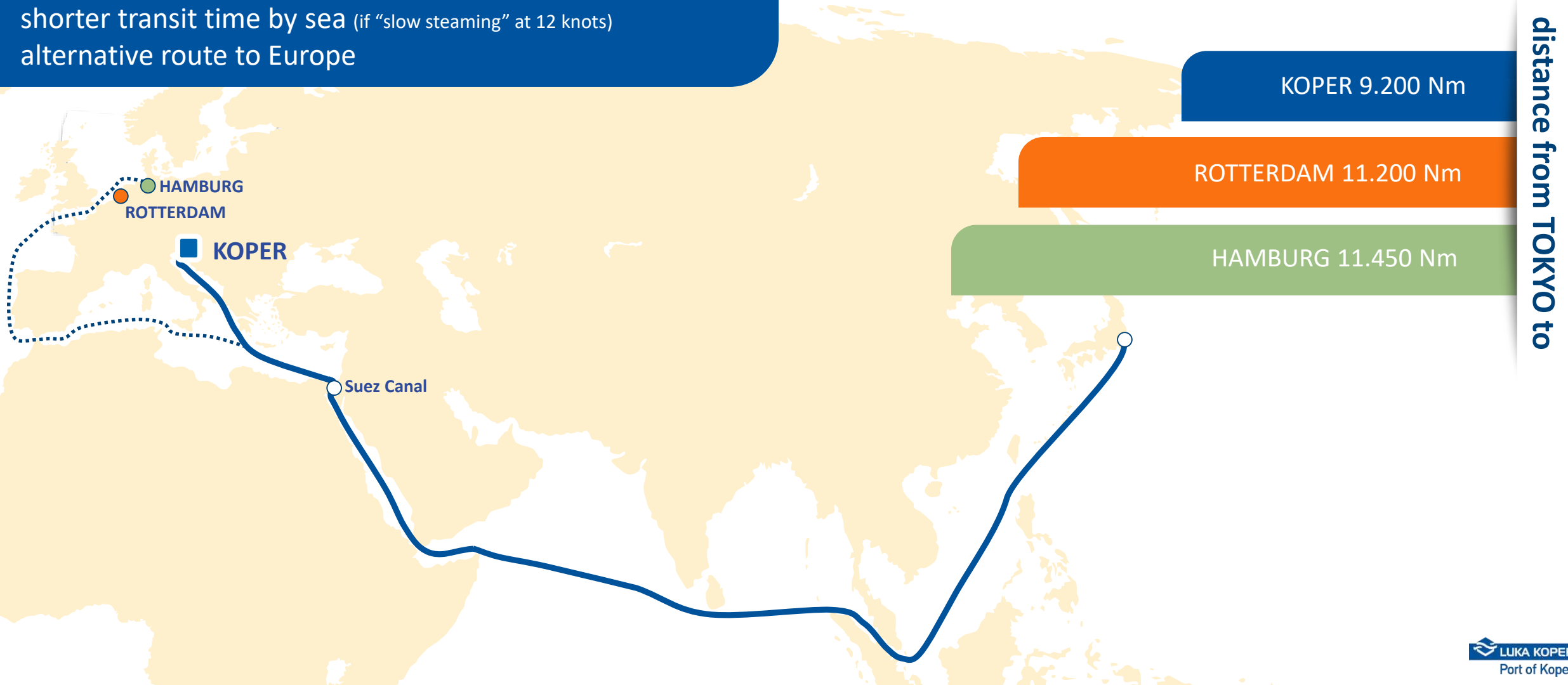
Passengers



Terminal located just 200 m from old city center

Efficient combination of cost, time and energy savings

more than 2.000 Nm shorter maritime route – up to 7 days
shorter transit time by sea (if “slow steaming” at 12 knots)
alternative route to Europe



Evolution through decades



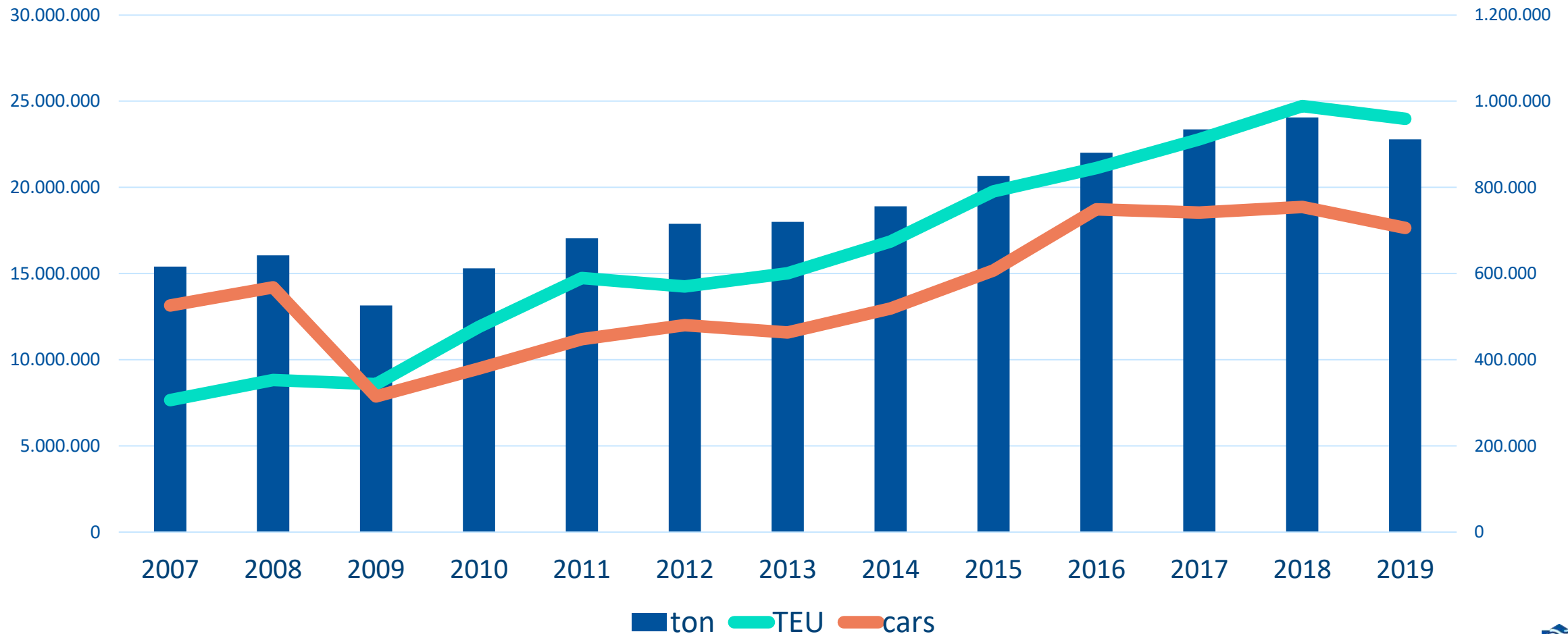
Maritime throughput history

ton

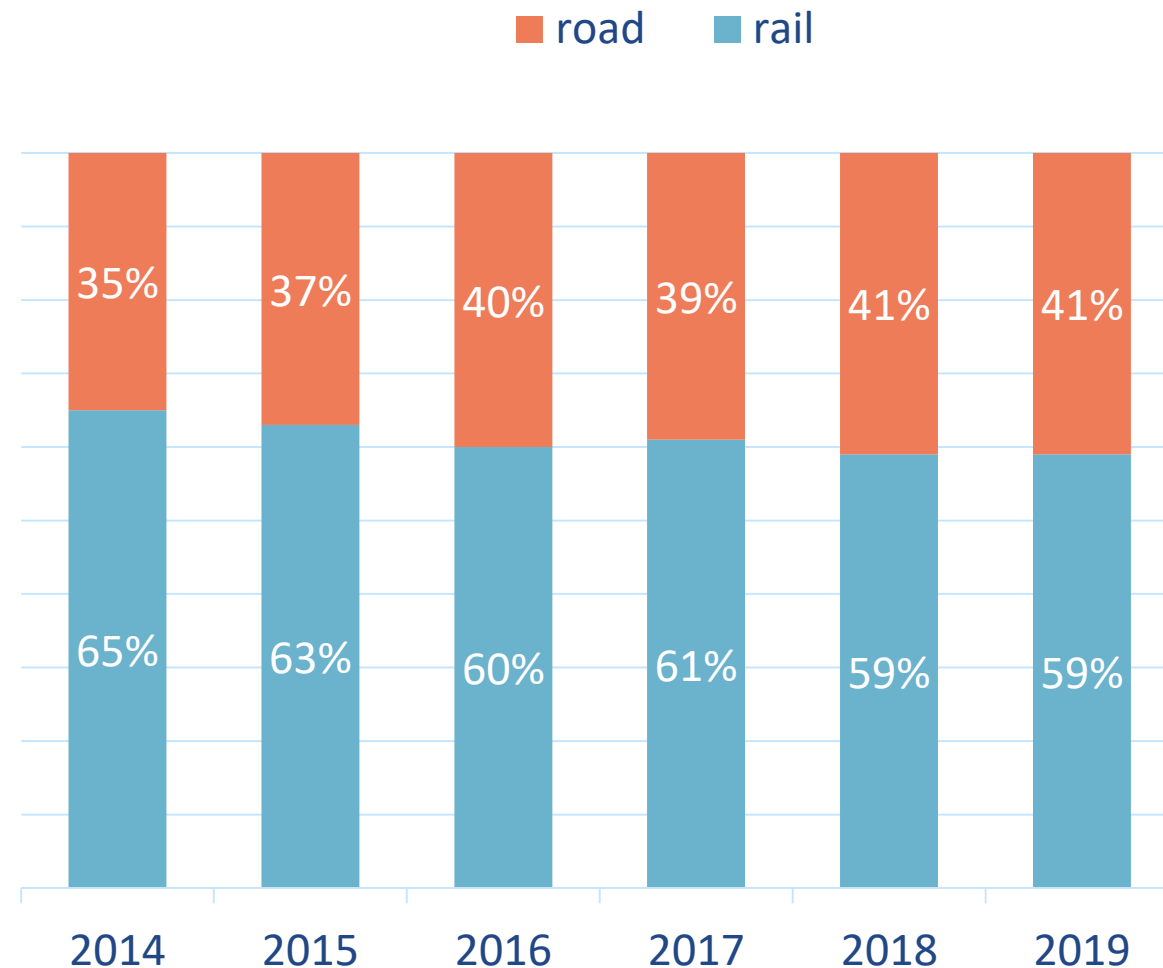
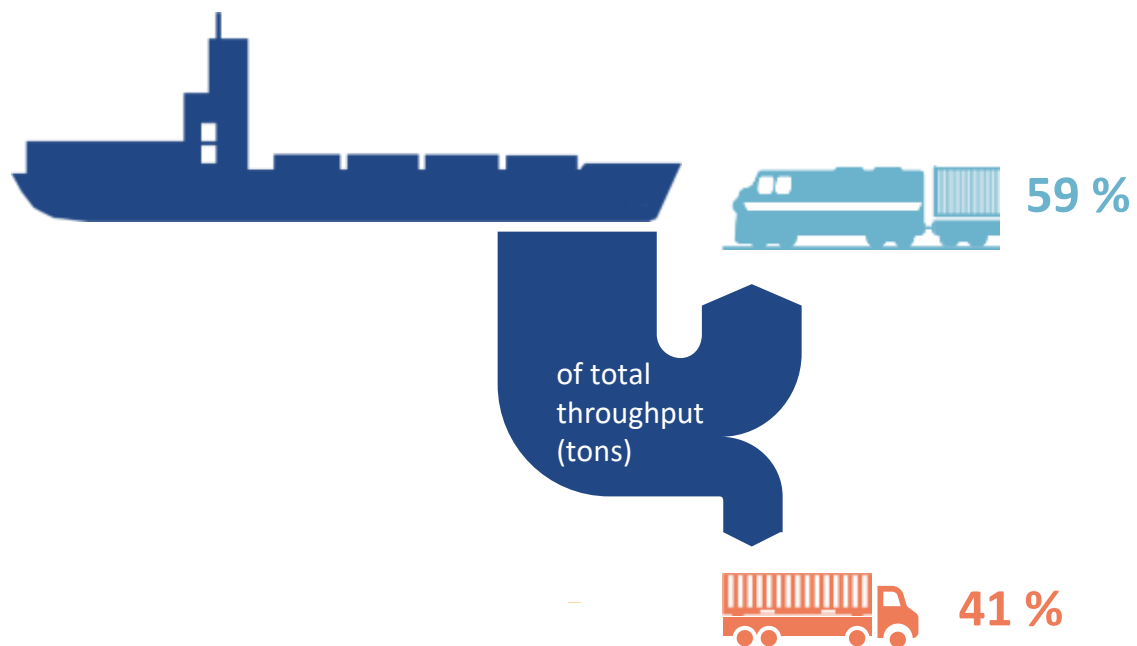
total maritime throughput

containers (TEU)

cars (units)



Port of Koper modal split



Hinterland markets

Austria:

Absolute market leader - more than 7 M tonnes of various goods handled every year

Slovakia:

Container market leader with 60 – 70 % share

Hungary:

Container market leader with 60 – 70 % share of Hungarian container market + cars, electronics, agro/food/fodder

Slovenia:

Domestic port

Poland

Containers, Cars, General cargo

Italy

Coal, General cargo

Czechia

Containers, Cars, General cargo

Germany

Containers, Cars, General cargo

Croatia, Bosnia & Herzegovina, Serbia

Containers, cars, general cargo

LUKA KOPER
Port of Koper



General cargo terminal

various metal products – plates, billets, tubes, ...



General cargo terminal

various metal products – plates, billets, tubes, ...

foodstuff; coffee, sugar, rice, ...



General cargo terminal

various metal products – plates, billets, tubes, ...

foodstuff; coffee, sugar, rice, ...

paper, cellulose, ...



Project cargo terminal

specialized for heavy lift and OOG cargoes



Crane loading capacities

Outreach (meters)	CRANE 110 TON	CRANE 63 TON
	Max load capacity (ton)	
18	110	63
32	58	34
38	47	27
44	39	-





Project and OOG cargo handling on the Break Bulk (General Cargo terminal)





**Project and OOG cargo handling on the
Break Bulk (General Cargo) terminal**



Examples of project cargo from/to Hungary

- Windmill blades – 45m + 38 tons
- Bio-gas plant parts – 50m + 70tons
- Power generators



Reefer terminal

handling & storing various fruits & vegetables,

27.00 m2 warehouses with moisture and temperature regulating


EU fresh produce distribution centre



Timber terminal

sawn wood and semi-finished products

drying and soaking facilities



Livestock terminal

modern facilities with veterinary-sanitary services



Liquid bulk terminal

fuels & chemicals

45 tanks with 203.000 m3 of total capacity



Dry bulk and silo terminals



Iron ore & coal terminal

storage capacity 400k t (coal), 400k t (iron ore)

anti-dust and environment management system



Car terminal

largest car terminal in the Mediterranean

gateway for 25+ global car producers

import and export volumes

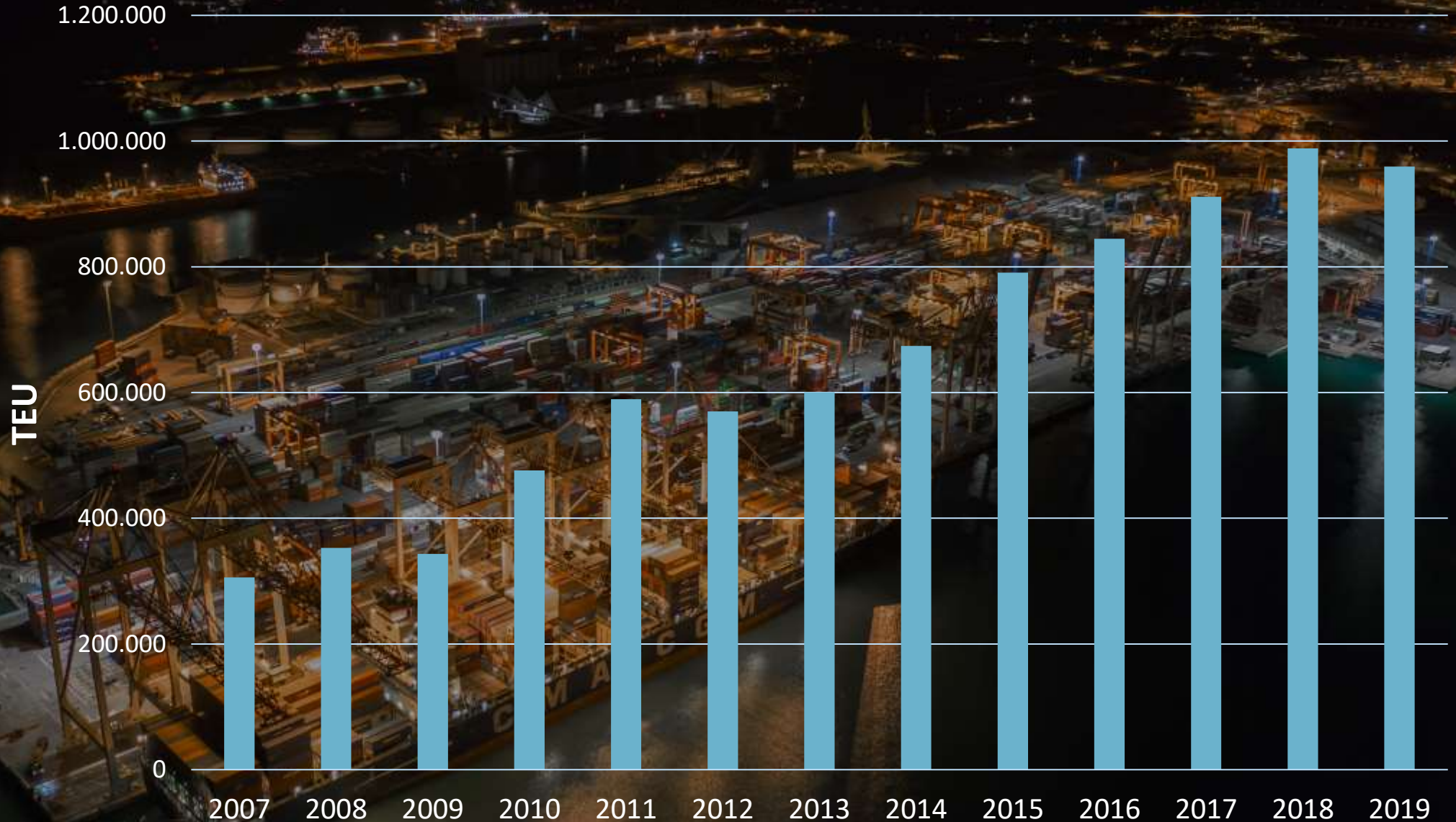


Container terminal

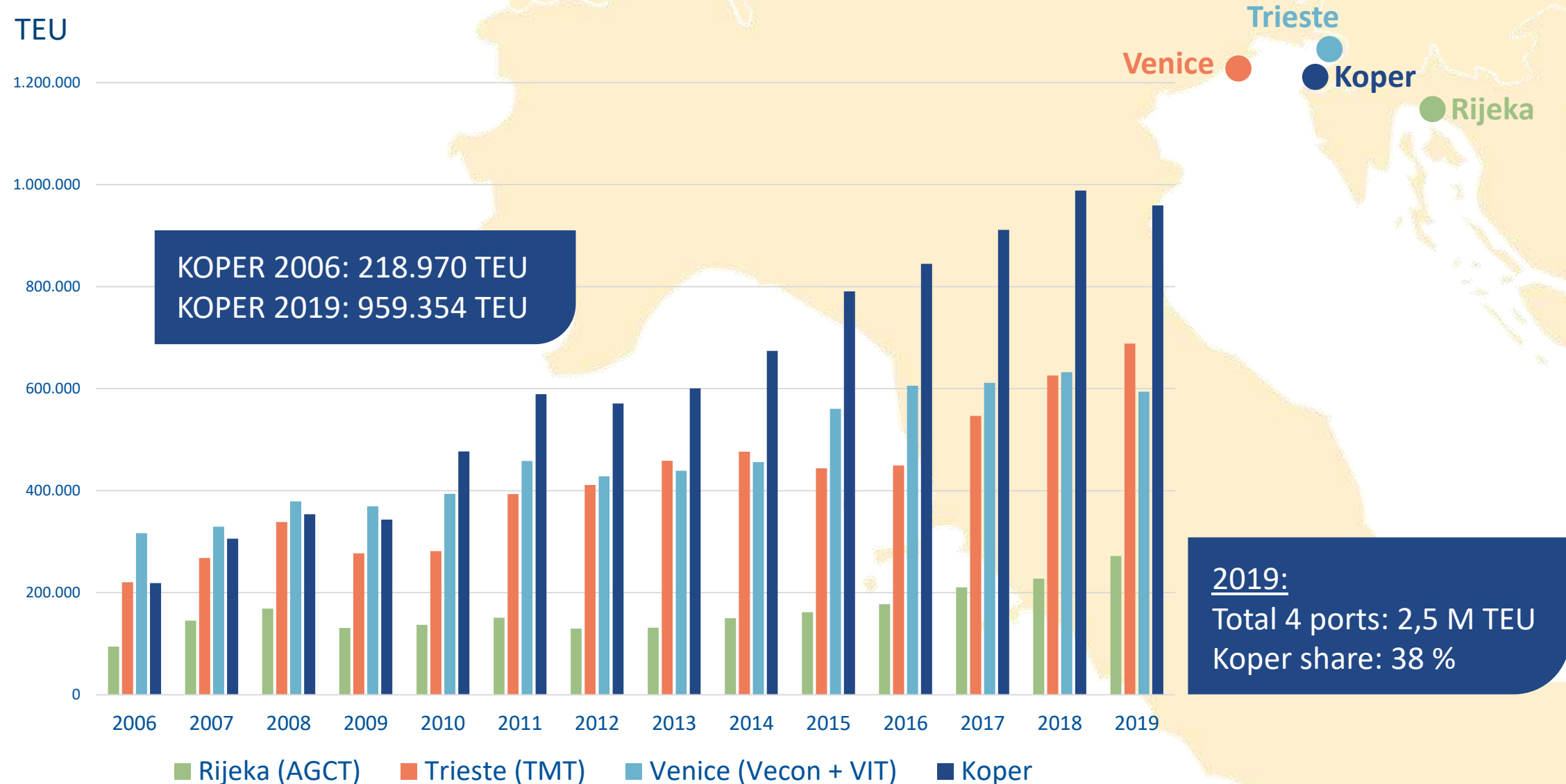


Container terminal throughput

TOTAL
THROUGHPUT
2019:
959.354 TEU

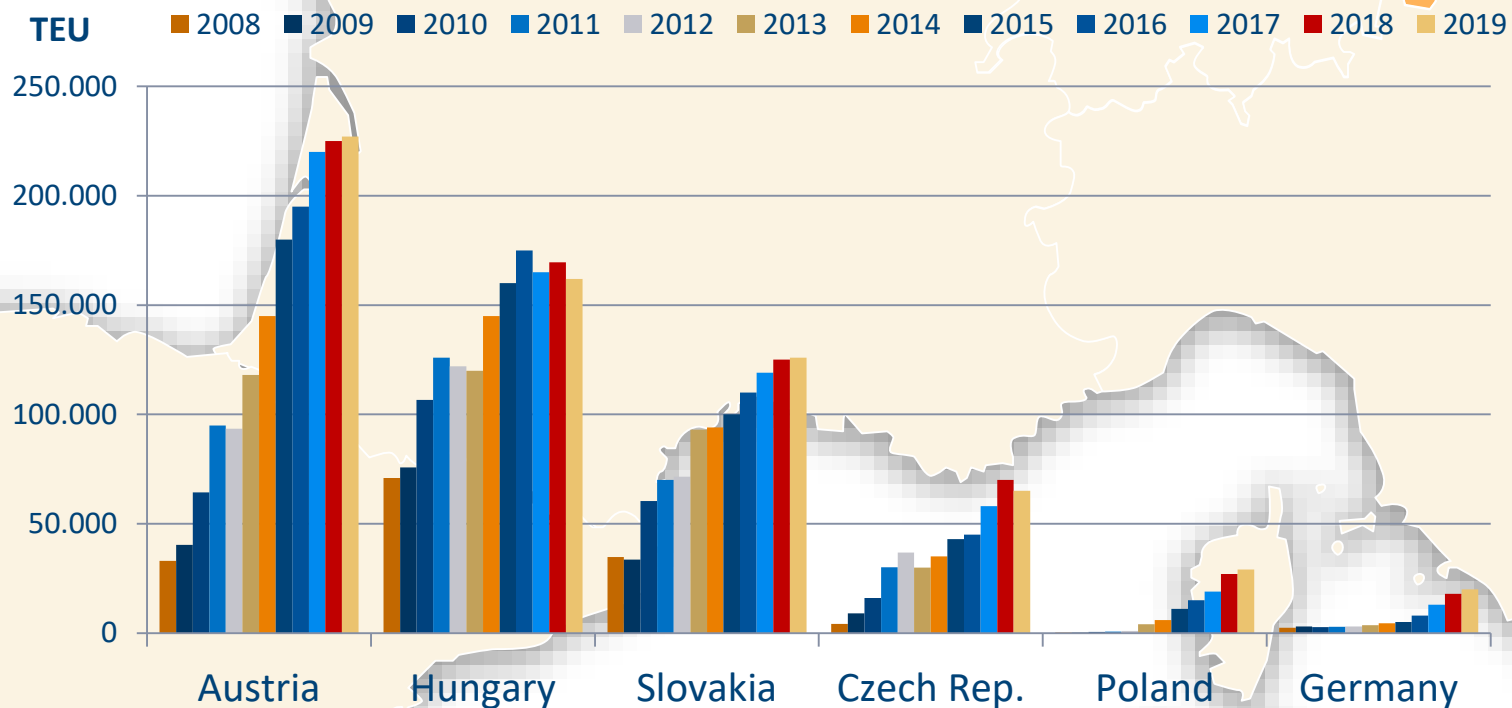


Leading container terminal in North Adriatic



Top 6 foreign container markets

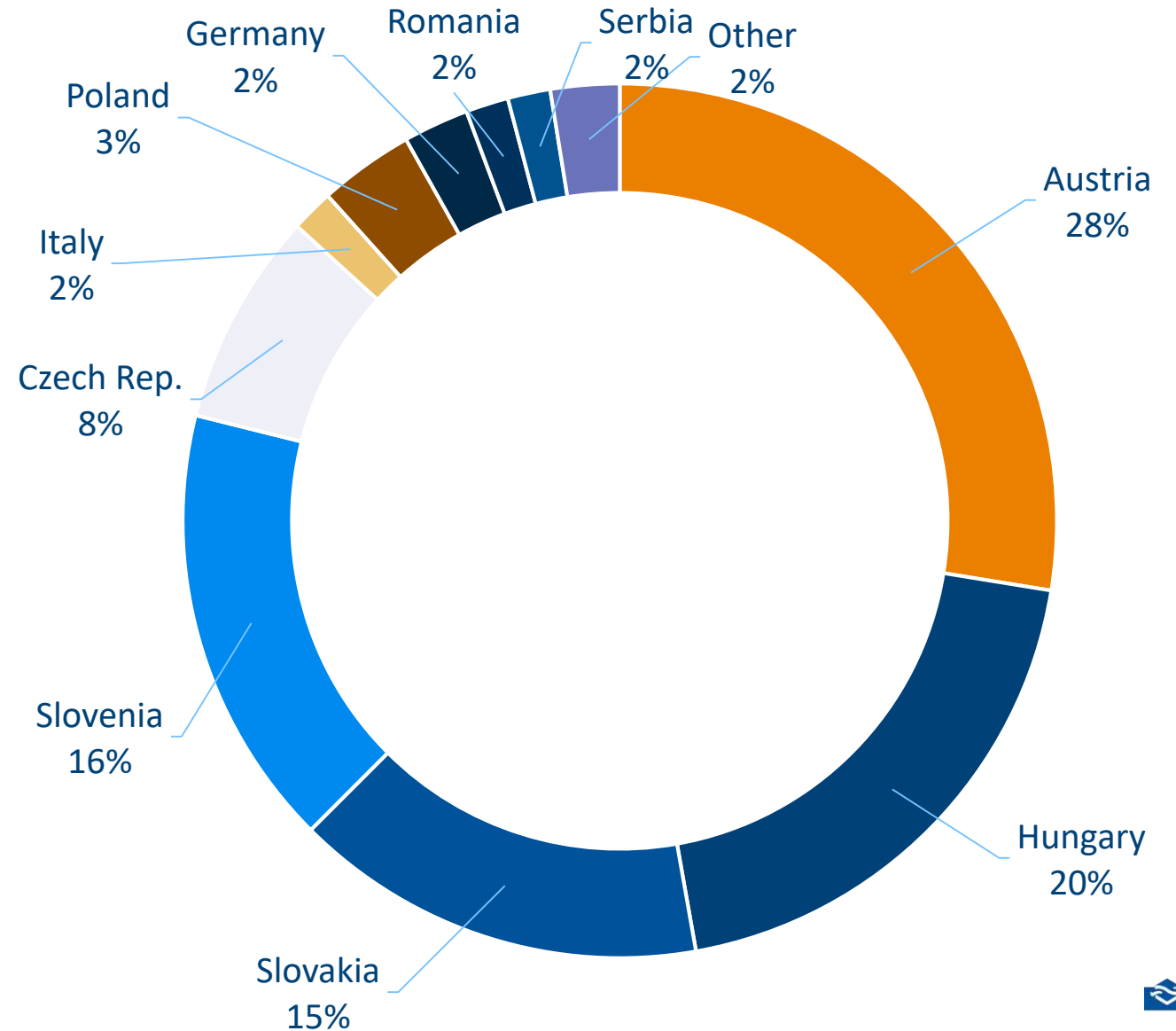
Full TEUs + stuffing + stripping in Koper, estimated volumes



LUKA KOPER
Part of Koper

Hinterland container markets

Year 2019 (estimated percentage of full/stuf+strip containers throughput)



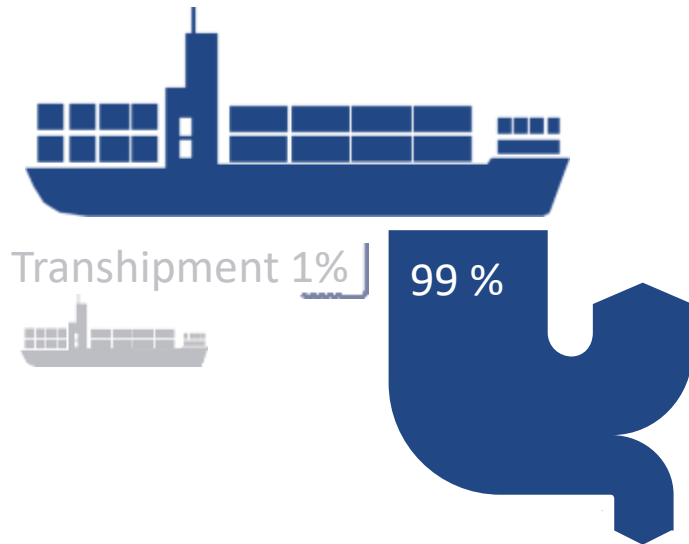
Developing efficient and competitive container railway services

Block container trains:

22-24 trains/daily (average 2019)

New capacity on the terminal: **30-32 trains/daily**

Container terminal modal split

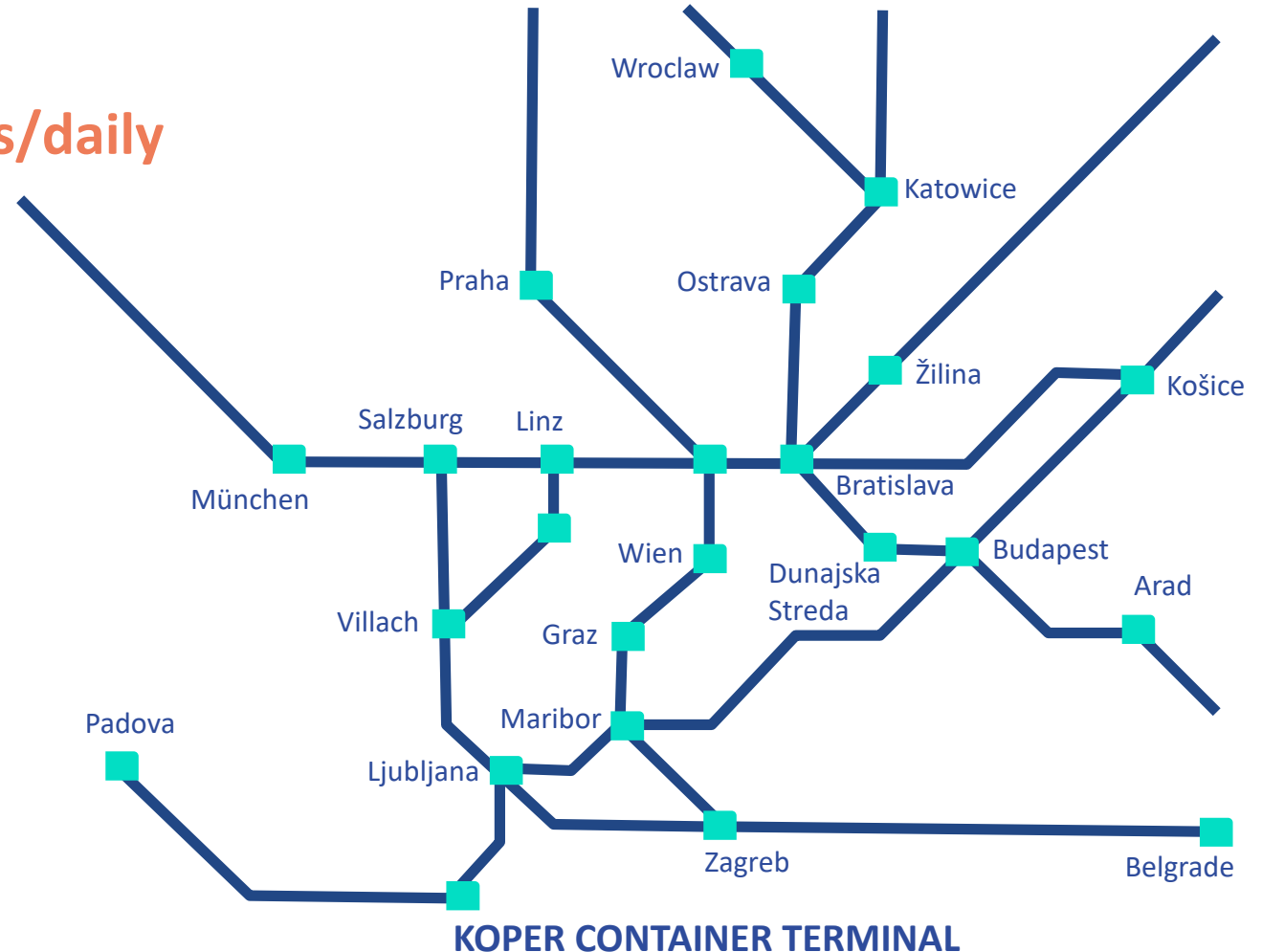


50 % Rail (2018)

52 % Rail (2019)

50 % Road (2018)

48 % Road (2019)

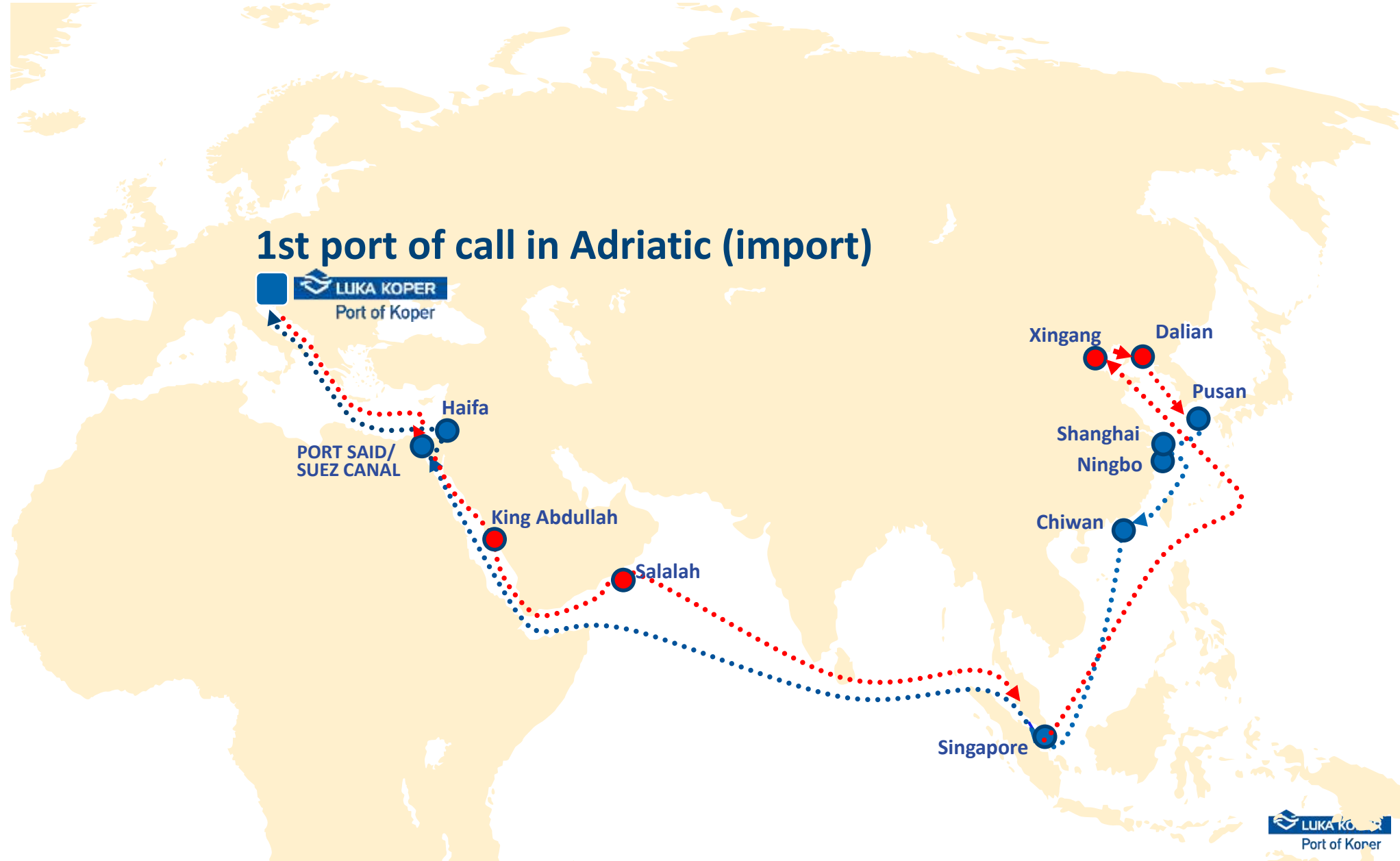


Direct container services operated by 2M



East bound		
from	to	Transit time
Koper	PORT SAID	9
	KING ABDULLAH	13
	SALALAH	17
	SINGAPORE	26
	XINGANG	35
	DALIAN	38
	BUSAN	40
	NINGBO	43
	SHANGHAI	46

West bound		
from	to	Transit time
XINGANG	Koper	37
DALIAN		35
BUSAN		32
NINGBO		29
SHANGHAI		27
CHIWAN		23
SINGAPORE		18
PORT SAID		6
HAIFA		4

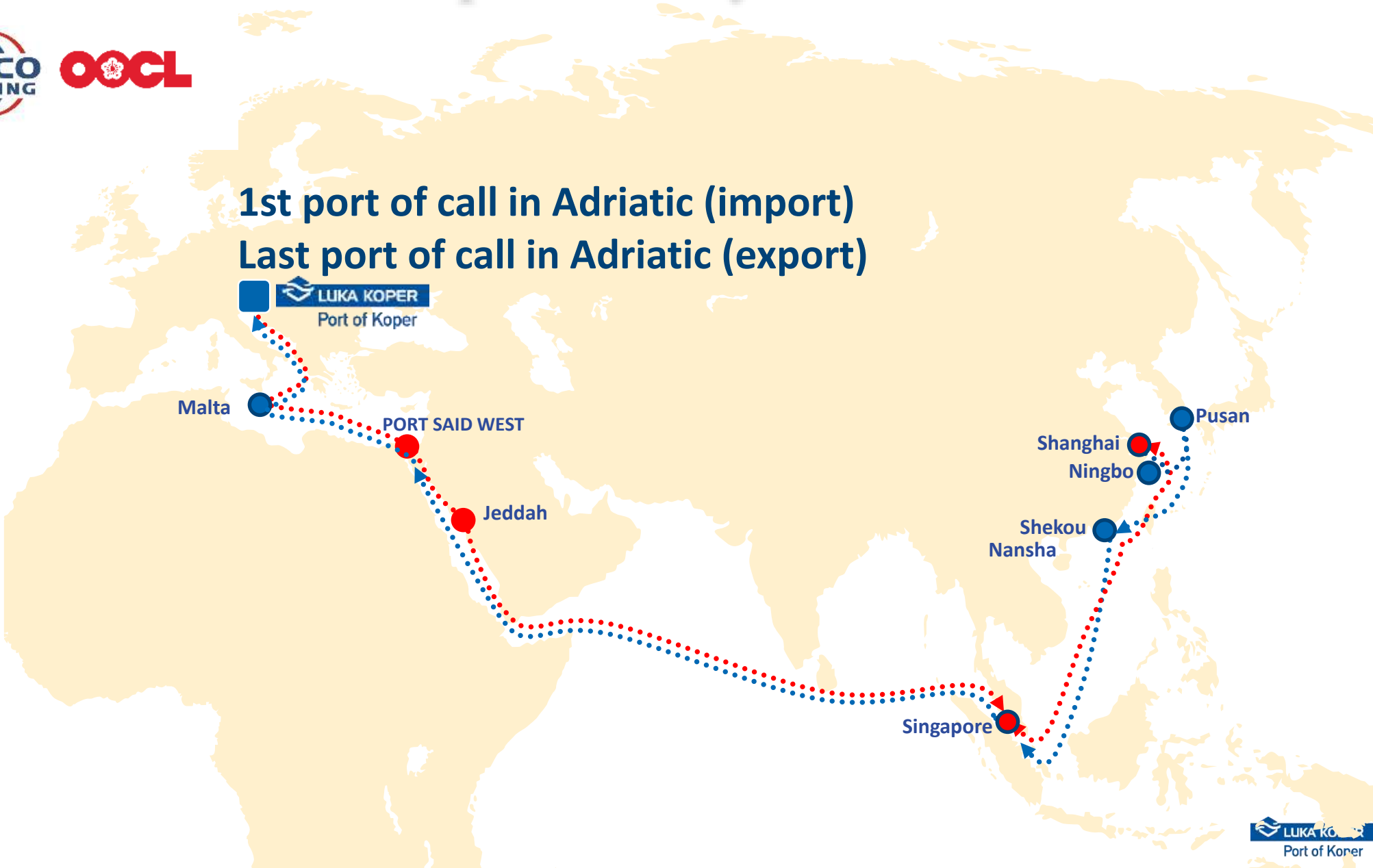


Direct container services operated by Ocean Alliance

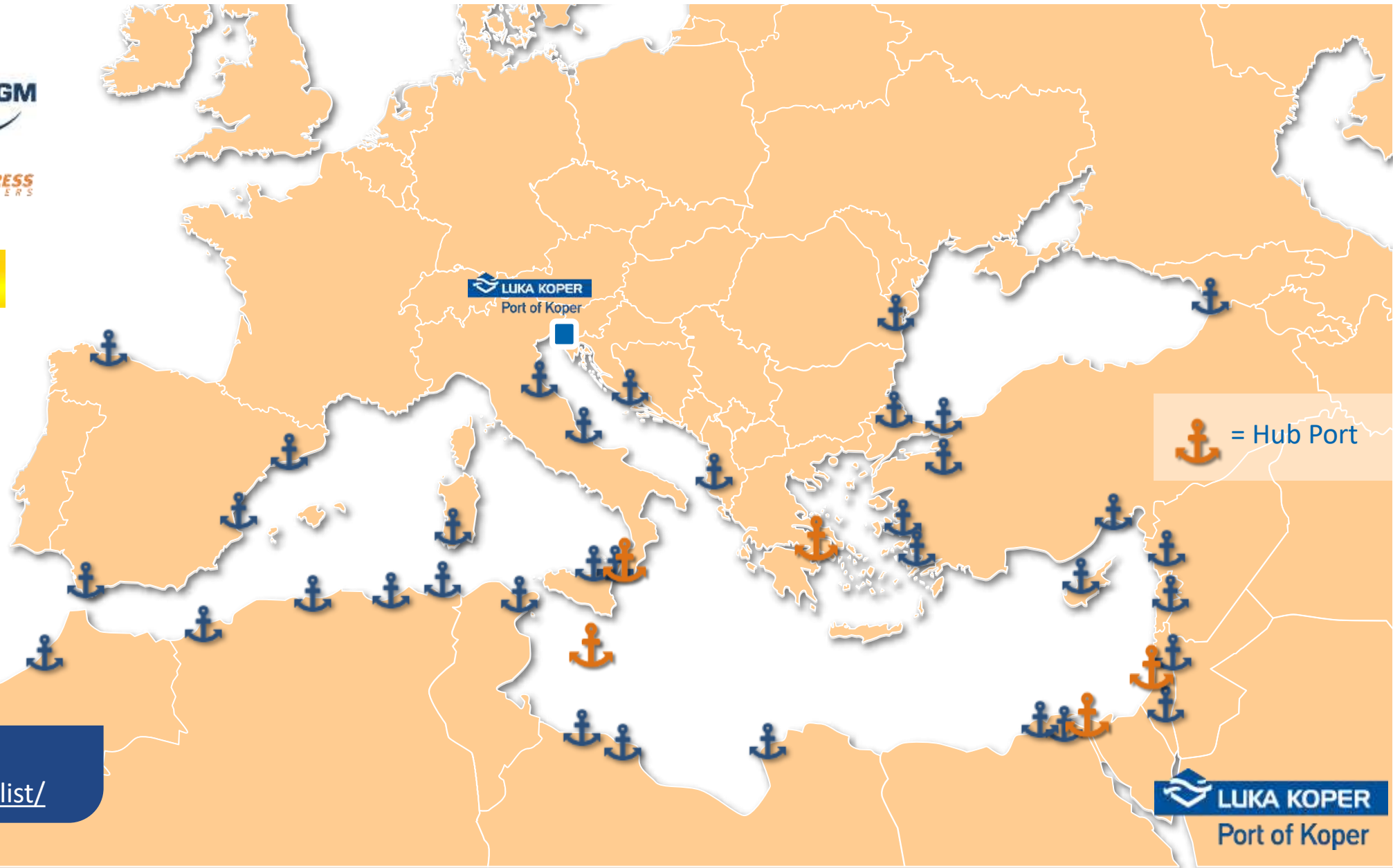


East bound		
from	to	Transit time
Koper	MALTA	4
	PORT SAID WEST	6
	JEDDAH	10
	PORT KLANG	23
	SHEKOU	29
	SHNAGHAI	32
	NINGBO	33
	PUSAN	36

West bound		
from	to	Transit time
SHANGHAI	Koper	30
NINGBO		29
PUSAN		26
SHEKOU		23
SINGAPORE		19
MALTA		3



Intra-Mediterranean and feeder weekly services



 = Hub Port



For details please visit
<https://luka-kp.si/eng/sailing-list/>

Ongoing extension of container quay



Ongoing investments on Car & Ro-Ro terminal



New dedicated RO-RO berth – to be completed in 2Q 2020



New railway access 4x 700 m track + loading ramps.
To be operational in 1Q 2020

Ongoing investments on Car & Ro-Ro terminal

New garage building

- abt. 6.000 additional parking lots
- works have started in October 2019
- expected implementation in Q4 2020



Major ongoing/planned investments in 2020



New Sermin truck gate

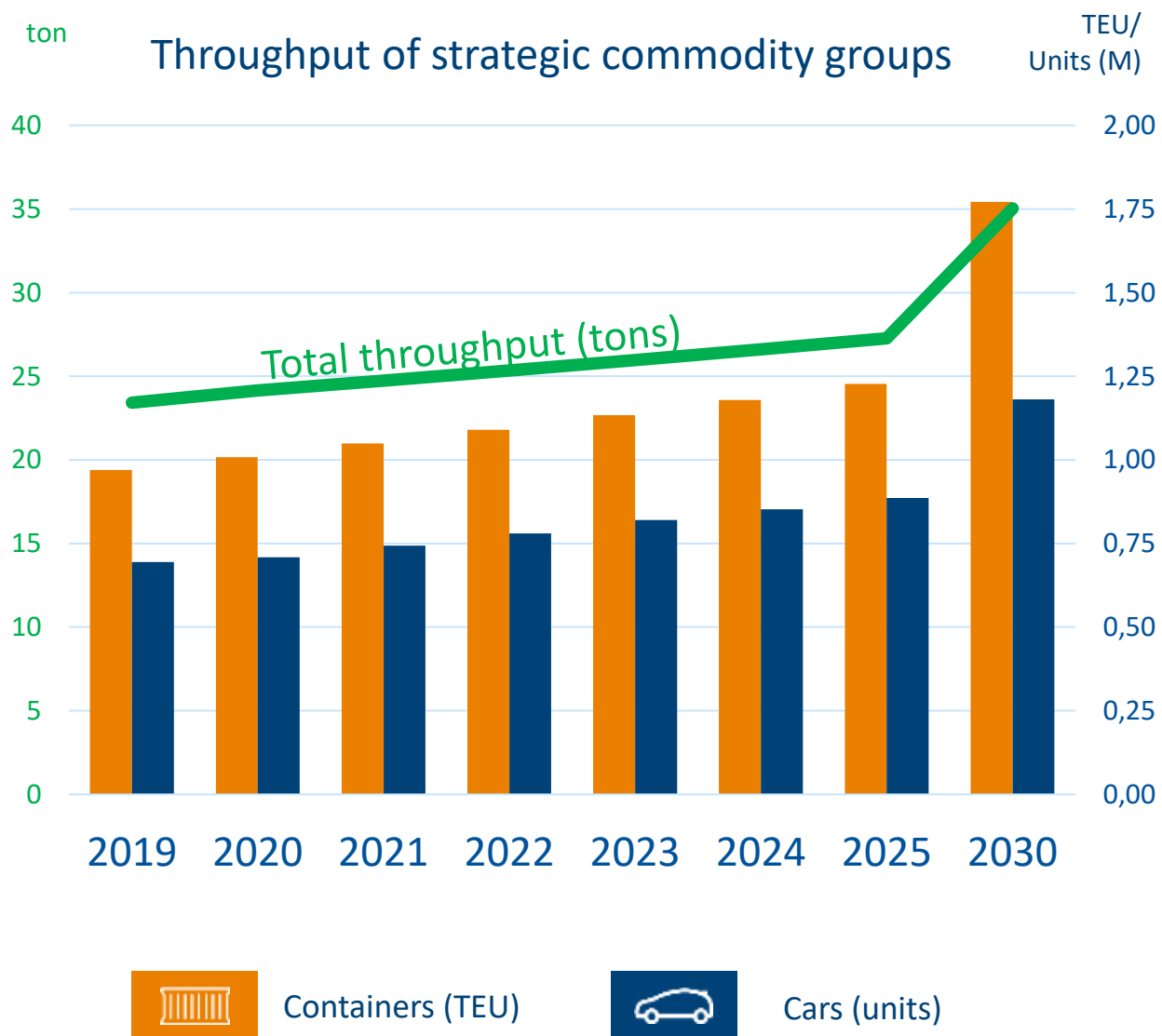


- completed in May 2019,
- 40% of all trucks are diverted there,
- a new truck terminal to be built outside the gate

Entry procedure improvements:

- Vehicle Booking System (VBS) active from May 2019
- Holders of annual pre-paid entry permits enter with a simplified entry procedure,
- Easier arrival planning, better internal port logistic, less traffic in the city.

Strategy 2020 - 2025



Key highlights of the strategic business plan 2020 - 2025



Exploiting synergies in the logistics chain, acquiring new strategic markets, renewing long-term and targeted commercial policies, and providing a revenue structure targeted at higher value-added groups.



577 million EUR of investments into increasing the capacity and throughput of the port -> ready for the new railway line Koper – Divača.



Digital transformation in all key processes.

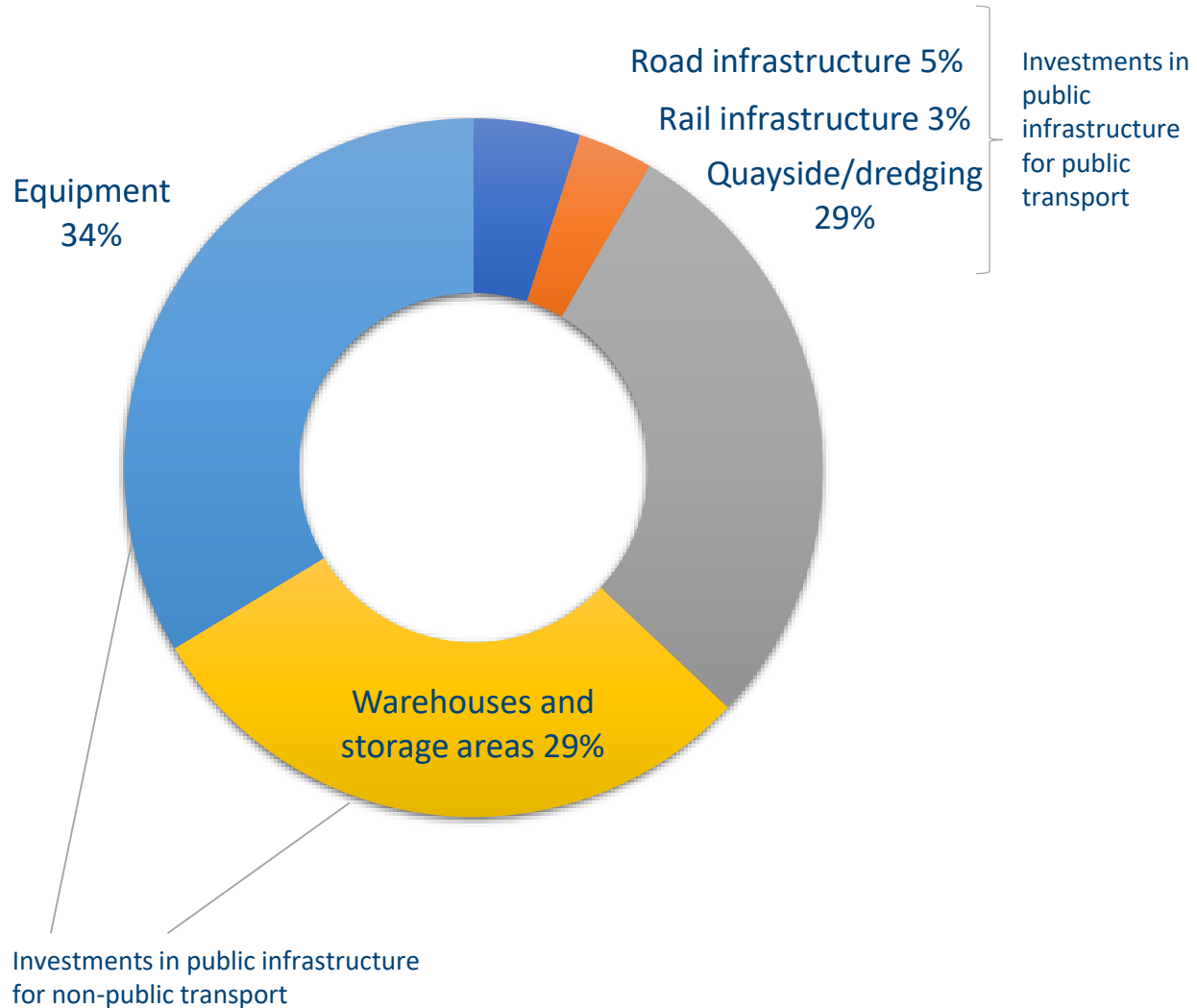


Compliant to the highest standards of sustainable development under the EU's ECO Management and Audit Scheme (EMAS) and reduce the company's carbon footprint through energy-efficient improvement measures.



Strategic agreement on coexistence and development with the Municipality of Koper and the Municipality of Ankaran.

Planned investments 2020 - 2025



Allocation of terminals at the end of 2025



Green port

- Monitoring of: dust emissions, noise emissions, energy and water consumption,
- Investing in green technology – switching to electricity,
- Sea protection 24/7 state of alert of anti-pollution vessels,
- „Living with the port“ - Sustainable portal www.zivetispristaniscem.si,
- Sponsorships and donations – € 1,2 mio in 2019,
- Luški vozli (Port knots) – annual magazine about sustainable achievements sent to every household around the port area,
- Open port day + organised tours for groups – 15.000 visitors/year



Why Port of Koper is a valid logistic alternative



RELIABLE OPERATIONS

- a single company operates all terminals
- quality, reliability, flexibility
- tailor-made services
- non-stop handling operations



FAST AND SECURE PROCEDURES

- pre-clearing customs procedures
- EU border inspection point; possibility of fiscal clearance and fiscal warehousing,
- ISPS code compliant



PORT COMMUNITY

- full support of the customs/control authorities
- effective IT support connecting the entire port community

13°44' E
⊕ 45°33' N

LOCATION

Evident benefits of using shorter transport route (shorter transit times, lower transport costs, improved stock management, less CO2 emissions,...)



REFERENCES

- trusted by important global corporations

SHORTER > SMARTER > PARTNER



Thank you for your attention!

